



Instructions for CNG
refuelling at ANDAMU
fuelling stations

**KNOWLEDGE OF THE INFORMATION IN THIS
MANUAL IS ESSENTIAL FOR REFUELLING.**

CNG = COMPRESSED NATURAL GAS

CNG (compressed natural gas) is a colourless and highly flammable gas. It is lighter than air. CNG for commercial use contains a slight sulphur smell so that it can be detected.

Recommended use: Cars / small vans.

Efficient and environmentally friendly

RISKS



**PELIGRO
ATMÓSFERAS EXPLOSIVAS**
DANGER EXPLOSIVE ATMOSPHERE



**PELIGRO
GAS INFLAMABLE**
DANGER FLAMMABLE GAS



**PELIGRO
BAJA TEMPERATURA**
DANGER LOW TEMPERATURE

PROHIBITIONS



PROHIBIDO HACER FUEGO
NO FIRES



**ACCESO PROHIBIDO A
PERSONAL NO AUTORIZADO**
NO UNAUTHORISED ENTRY

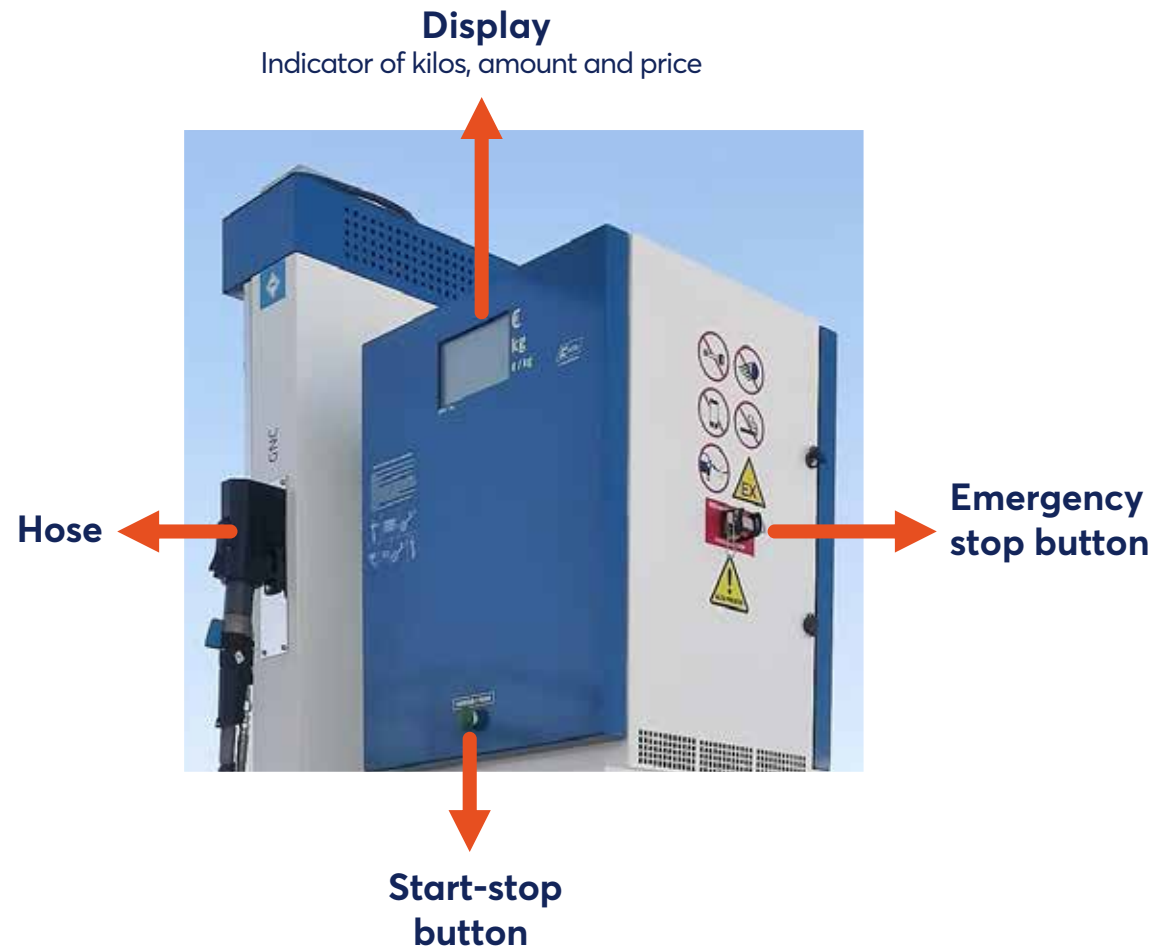


PROHIBIDO FUMAR
NO SMOKING



**PROHIBIDO EL USO DE
TELÉFONOS MÓVILES**
NO MOBILE PHONES

PUMP EQUIPMENT



PAYMENT TERMINAL

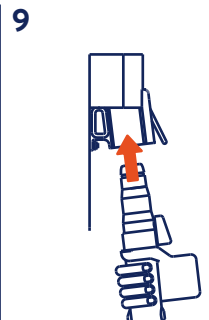


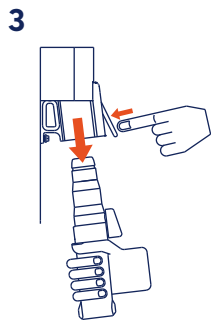


Insert card

Display
Enter PIN and
follow instructions

CNG REFUELING · STEP BY STEP

1. Turn off the vehicle's engine and lights and disconnect your mobile phone.
2. Go to the payment terminal and follow the on-screen instructions.
3. Press the housing lever to unhook the fuel nozzle.
4. Ensure that the euro and kilo indicators on the screen are reset to zero.
5. Connect the fuel nozzle to the vehicle's tank and turn the handle 180°.
6. Press the "MARCHA/PARO" (START/STOP) button (green). Fuelling begins.
7. The tank will be full when "FIN SUMIN" (SUPPLY END) appears on the screen, flashing alongside the euro and kilo indicators. If you want to stop refuelling before the tank is full, press the "MARCHA/PARO" (START/STOP) button.
8. To disconnect the nozzle from the vehicle, turn the handle 180 degrees and wait a few seconds to release the pressure. Remove the nozzle from the vehicle.
9. Return the nozzle to the holder on the pump, pressing until you feel it click into place.
10. You can request a receipt on the payment terminal display and collect it from the receptacle next to the card slot.



PLUS...

1. The service station may be staffed on weekdays or unstaffed 24-hours a day any day of the year.
2. If ANDAMUR staff or the service station's own staff are present, follow their instructions if necessary.
3. There are refuelling instructions on the LNG pumps that can be easily followed.
4. Refuelling any element and/or apparatus other than an LNG fuel tank installed on a lorry (e.g. gas bottles, camping gas, etc.) is strictly forbidden.
5. Avoid the presence of people not involved in the refuelling operation and not properly equipped near the pump.
6. Rubbish or any other kind of waste must not be left anywhere outside the containers intended for it. If there is no such container in the service station, it must be taken away.
7. If a problem arises during filling, speak to the station staff or call our customer services line: +34 968 102 000.

PLUS... BE AWARE



- ▶ There are security cameras installed that record the activity taking place in the refuelling station continuously.



- ▶ Any act of vandalism will be reported to the authorities.



- ▶ Failure to follow these rules may result in withdrawal of your fuel card.

IN CASE OF EMERGENCY

- ▶ If there is an **incident** or liquid or **gas leakage** is observed, if present, **notify the fuelling station staff**.
- ▶ There are **emergency buttons on each pump** to stop refuelling at any time.
- ▶ If a fire is started, **use the extinguishers** located throughout the fuelling station and next to each pump.



+34 968 102 000

Customer service line.

Safety is everyone's responsibility.



CENTRO DE NEGOCIOS ANDAMUR

Pol. Ind. Saprelorca 30817 Lorca (Murcia)

T. +34 968 102 000 · info@andamur.com